

# Franchised Store Ownership Trends & List of Ten Largest Operators by Brand

## Key Points

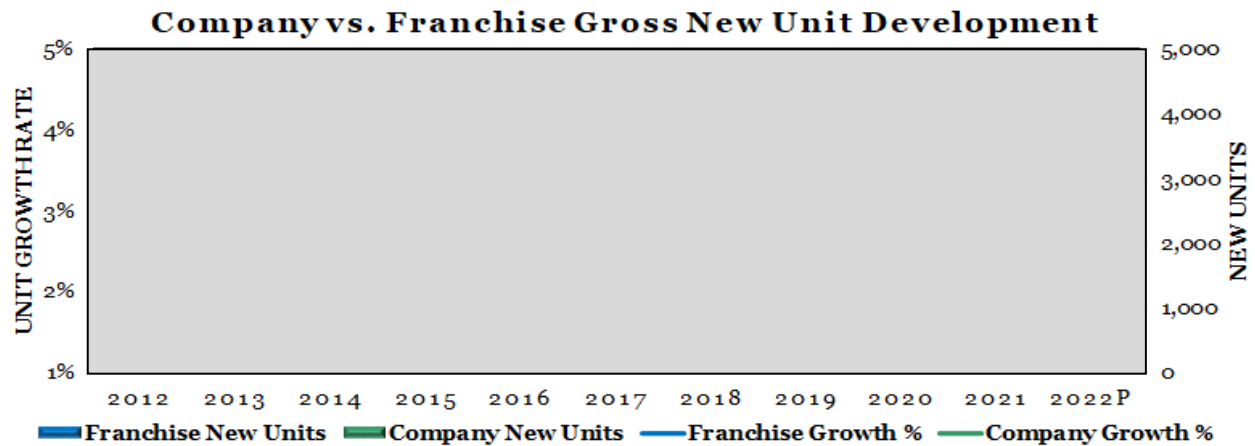
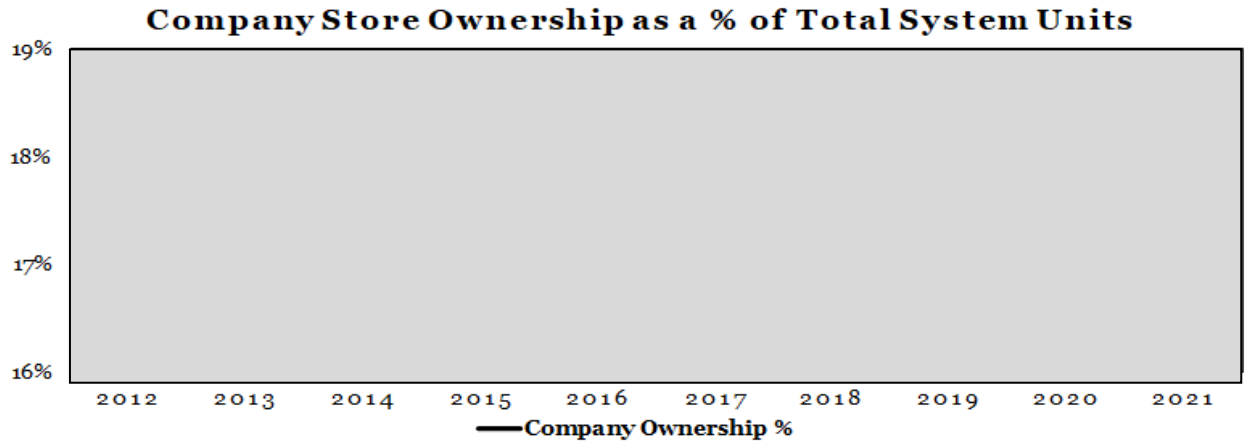
- Corporate store ownership as a percent of total system stores has increased for the last 3 years and is back to 2015 levels – this primarily reflects less refranchising.
- A 2021 spike in the franchise transfer rate reflects the need for scale in a high-cost environment facilitated by an abundance of underperforming units post-covid and the predilection of some franchisees to exit the business because of post-covid operational challenges.
- While the development rate has rebounded from its 2020 low, it remains significantly lower than the 2014 high which reflects concerns about committing capital post-covid aggravated by high construction costs.

<b>Table of Contents</b>	<b>Pages</b>
<b>Franchised Store Ownership Trends &amp; List of Ten Largest Operators</b>	
• Franchisee Composition	2
• Company vs. Franchise Gross Unit Development	3
• Franchisee Transfer Rates	4
• 10 Largest Franchisees by Chain	5 - 15
<b>Data in spreadsheet form available at <a href="http://www.ChainRestaurantData.com">http://www.ChainRestaurantData.com</a></b>	

*Copyright: This Restaurant Research LLC document is copyrighted material. Due to the No Electronic Theft (NET) Act of 1997, electronic forwarding or other forms of redistribution, without the express permission of Restaurant Research LLC, are violations of law and could be subject to fines of up to \$250,000 and up to five years of imprisonment, even when no financial gain or commercial advantage accrues to the forwarder/re-distributor. Copyright 2022 Restaurant Research® LLC. All rights reserved.*

**Franchisee Composition (Sorted by Avg. Units/Franchisee)**


Chain	% System Units Franchised	Franchise Unit Count FYE 2021	Total # Franchisees	10 Largest Franchisees as % Total	Average # Units/Franchisee
Applebee's					
Outback					
Chili's Grill & Bar					
Red Robin					
T.G.I. Friday's					
Buffalo Wild Wings					
Texas Roadhouse					
<b>Casual</b>					
Pizza Hut					
Domino's					
Little Caesars					
Papa John's					
<b>Pizza</b>					
Dunkin Donuts					
Krispy Kreme					
Tim Horton's					
<b>Coffee/Bakery</b>					
Popeyes					
KFC					
Bojangles'					
Wingstop					
Church's					
<b>Chicken</b>					
Taco Bell					
Wendy's					
Hardee's					
Jack in the Box					
Carl's Jr.					
Burger King					
Del Taco					
Sonic Drive-In					
Arby's					
Five Guys					
Whataburger					
McDonald's					
Checkers/ Rally's					
Zaxby's					
Dairy Queen					
Culver's					
<b>Sandwich</b>					
Panera Bread					
Qdoba					
Moe's Southwest Grill					
<b>Fast Casual</b>					
Denny's					
IHOP					
Perkins					
Golden Corral					
<b>Family</b>					
Jersey Mike's					
Subway					
Jimmy John's					
Firehouse Subs					
<b>Sub-Sandwich</b>					
<b>Total</b>					



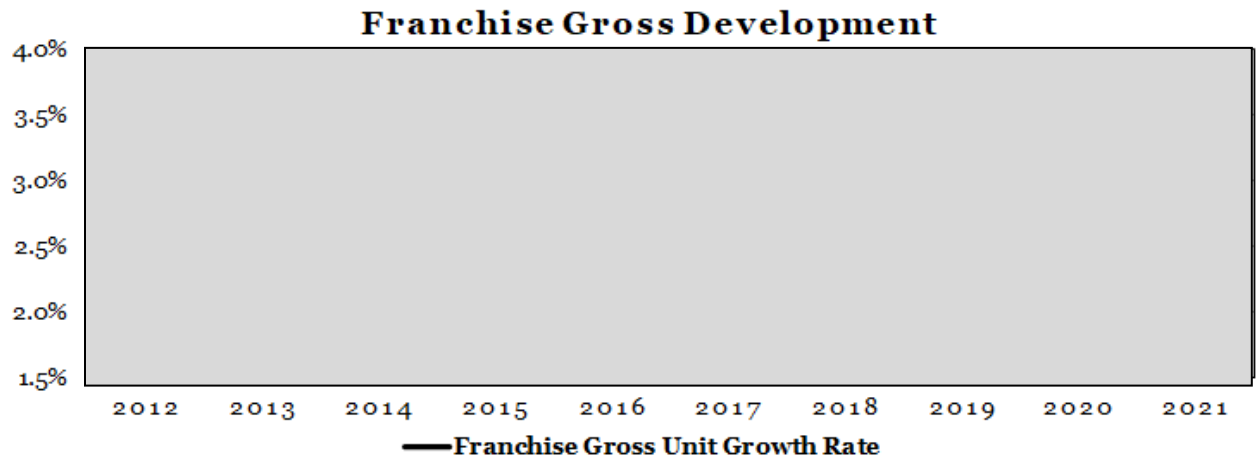
#### 2021 Corporate Refranchising Activity

Chain	Units Acquired from Franchisees	Units Sold to Franchisees	Net Impact	Company Units % of System	% Change Company Mix '21 vs. '20
Five Guys					
Sonic Drive-in					
Chick-fil-A					
Jack in the Box					
Wendy's					
Church's					
Papa John's					
McDonald's					
Little Caesars					
Subway					
Wingstop					
IHOP					
Taco Bell					
Buffalo Wild Wings					
Golden Corral					
Qdoba					
Jersey Mike's					
Arby's					
Bojangles'					
<b>Total</b>					


- A 2021 spike in the franchise transfer rate reflects the need for scale in a high-cost environment facilitated by an abundance of underperforming units post-covid and the predilection of some franchisees to exit the business because of post-covid operational challenges.



- While the development rate has rebounded from its 2020 low, it remains significantly lower than the 2014 high which reflects concerns about committing capital post-covid aggravated by high construction costs.



- Smaller operators (like in the sub-sandwich segment) are ripe for further consolidation.













### Top 10 Franchisee List

Company Name	Franchisee/Owner/CEO	Unit Count
<b>Jack in the Box</b>		<b>0</b>
<b>Jersey Mike's</b>		<b>0</b>
<b>Jimmy John's</b>		<b>0</b>
<b>KFC</b>		<b>0</b>
<b>Krispy Kreme</b>		<b>0</b>







